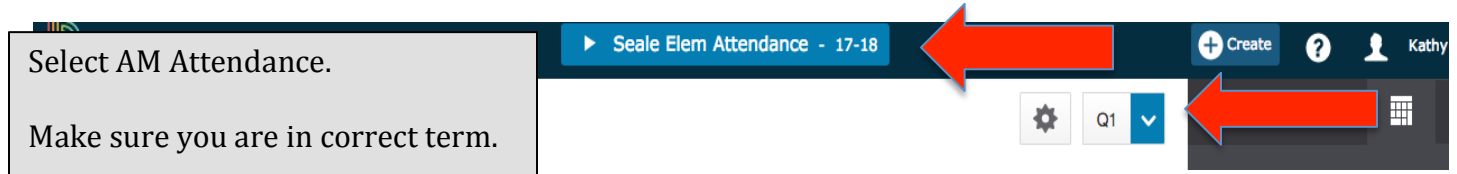


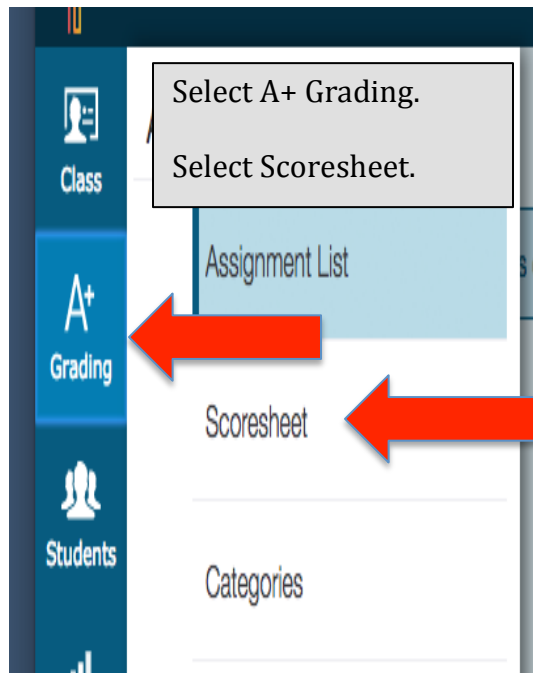
PowerTeacher Pro –How To End of Quarter/Elementary Report Card Basics

Teacher Comments: (still entered in AM Attendance class)

Select AM Attendance.
Make sure you are in correct term.



Select A+ Grading.
Select Scoresheet.



Click in "course grade" cell for student.

15)	COURSE GRADE	
rica Arthur	--	--
esley Baxter	--	--
nica House	--	--
nslee Lester	--	--
eger Liechty	--	--
ee Murphy	--	--
aiman Nebeker	--	--
hlyn Pacheco	--	--
manuel Ruiz	--	--

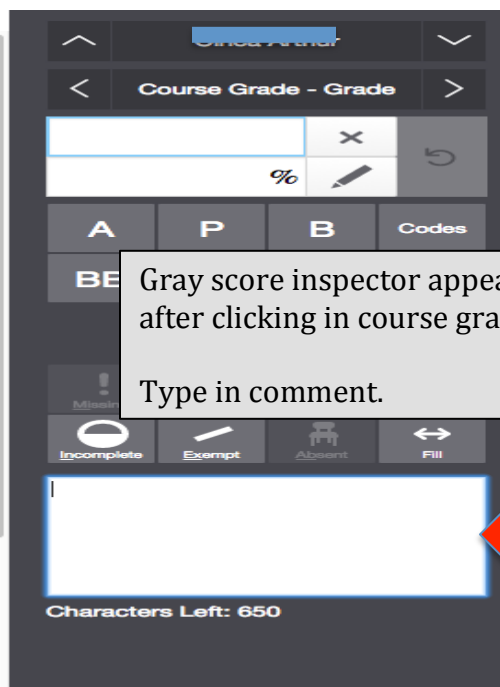
Blue comment icon
appears when
comment is entered.

COURSE GRADE	
Arthur	--
Baxter	--

Gray score inspector appears on right
after clicking in course grade cell.

Type in comment.

Click green save button.



Save

Reading Level:

▶ Seale Reading 5 - 17-18

Select Reading Class
Make sure you are in correct term.

Select A+ Grading.
Select Standards.

Q1

Class

Grading

Students

Progress

Reports

Settings

Apps

Assignments

Assignment List

Scoresheet

Categories

Grades

Standards

Traditional

Comment Verification

Category Totals

All Reporting Terms

Calculation: Total Points

Scale Type: (A - BB)

	Q1	G5LR	G5LR.RL
15)			
Dirica			
Wesley			
a			
Jaeger			
Bree			
r, Draiman			
o, Ashlyn			
nmanuel			
l, Owen			
Shane			
James			
Marlee			
Caiolinn			
Jack			

Page 1 of 3

Click in the reading level cell for a student.

Gray score inspector appears on right after clicking in standards grade cell.

Type in reading level.

BB

Enter

Missing

Collected

Late

Incomplete

Exempt

Absent

Fill

Fill

Characters Left: 650

Professional Judgment Indicator

Blue comment icon appears when comment is entered.

Comment icon

Click green save button.

Save

Standards Grades Entry (not using assignments)

Select your class. > Make sure you are in correct term.

Select A+ Grading > Select Standards.

Grades: Standards - Q1

Seale Reading 5

G5LR.RGW.1 Solving Words

Grade Scale Type: (A - BB)

Hover your mouse over the standard identifier number to see a description of the standard.

Click in the cell of the standard to enter a grade.

Legend

Gray score inspector appears on right after clicking in standards grade cell.

Use keyboard and/or score inspector to enter grades.

Use fill buttons to save time. Enter grade then click fill.

Remember to click the green save button. There is not an auto save.

Save

The image shows a screenshot of the grade entry interface. On the right side, a gray score inspector is visible, displaying the grade 'BB' and an 'Enter' button. Below the inspector, a keyboard overlay is shown with various buttons. The 'Fill' button, which has a double-headed arrow icon, is circled in red. At the bottom of the screen, a green 'Save' button is visible.